

HX360L

OPERATING WEIGHT: 35500 kgs

GROSS POWER: 260HP @ 2200rpm

TRAVEL SPEED: 5.0km/hr - 3.1km/hr



COAL APPLICATION



EARTHWORK APPLICATION



IRON ORE APPLICATION



STONE QUARRY APPLICATION



RULE THE GROUND

The HX Series exceeds customer's expectation!
Become a true leader on the ground with HCE's HX Series.



WORK MAX, WORTH MAX

- New Variable Power Control
- Fuel Rate Information
- IPC (Intelligent Power Control)
- ECO Gauge
- New Cooling System with Increased Air Flow
- Enlarged Air Inlet with Grill Cover
- Cycle Time Improvement



MORE RELIABLE, MORE SUSTAINABLE

- Durable Cooling Module
- Reinforced Pin, Bush, and Polymer Shim
- Reinforced Durability of Upper and Lower Structure and Attachments
- Wear Resistant Cover Plate
- Hi-grade (High-pressure) Hoses



INFOTAINMENT FRONTIER

- New Front Side Air Conditioning Systems
- Intelligent and Wide Cluster
- New Audio System



2.65 Mts Arm

Casted H-Link & HD
Reinforced Links

Arm Crowd Force

Bucket Digging F

GP/HD Buckets
HD 1.62 / 1.86 m³
GP 2.1 m³

Digital Monitor
· 3 Power mode
· 2 Work mode
· User mode

HX360L



MODERN COMFORT, SIMPLE AND SAFE SOLUTIONS

- Rear view Camera System (Option)
- Hi-mate (Remote Management System)
- Cab Suspension Mount



*Photo may include optional equipment.



*Photo may include optional equipment.

New Variable Power Control

The HX Series minimizes equipment input and output control signals to improve fuel efficiency. Its three-stage power mode ensures the highest performance in any operating environment.



* P (power) mode : Maximizes speed and power of the equipment for heavy load work.



* S (standard) mode : Optimizes performance and fuel efficiency of the equipment for general load work.



* E (economy) mode : Improves the control system for light load work.

WORK MAX, WORTH MAX

Fuel Efficiency System, Allows Great Performance

The HX Series has an eco-friendly, high-performance engine which ensures both excellent fuel efficiency and high power. With outstanding operating performance proven by rigorous tests at various work sites, it will satisfy any customer's needs.

15% bigger screen from 7 to 8 inch is applied in HX Series.

More functions and better resolution are available with adding premium options.



Fuel Rate Information




IPC (Intelligent Power Control)

The IPC controls power depending on work environments. Its mode can be selected and released on the monitor. On the excavation mode, pump flow can be easily controlled by a lever, reducing fuel consumption.



Eco Gauge

Eco gauge enables economic operation of machines. The gauge level and color displays engine torque and fuel efficiency level. On top of that, the status of fuel consumption such as average rate and the total amount of fuel consumed is displayed. - Hourly and daily based fuel consumption can be checked in the detailed menu as well.



New Cooling System with Increased Air Flow

With the cooling module improving air inflow, the HX Series provides excellent cooling performance by increasing heat dissipation.



Enlarged Air Inlet with Grill Cover

Enlarged vent hole of the air inlet side cover and fine net grill to prevent penetration of foreign materials further improve durability.

Cycle Time Improvement

The HX Series provides higher productivity on the site by faster operation: it loads trucks up to 10% faster and levels up to 16% faster than the 9S Series.

> MORE RELIABLE, MORE SUSTAINABLE

New Exterior Design for Robustness and Safety

The true value of the HX Series lies in its durability. The robust frame structure and the attachments show the real value of the HX Series in tough working environments and promise higher productivity.



Durable Cooling Module

The HX Series has a durable cooling module that passed stringent tests, demonstrating the highest productivity in tough working environments.



Reinforced Pin, Bush, and Polymer Shim

The HX Series improves lubricity of connecting parts between the equipment and attachments. Gaps with attachments are minimized by wear-resistant long-life pins, bushes, and polymer shims, supporting the highest performance with invariable durability.



Reinforced Durability of Upper and Lower Structure and Attachments

The upper and lower structure and attachments of the HX Series have higher durability than demanded on the site, as proven through numerous tests including load tests and virtual simulation. The wear resistance of the bucket has been improved by use of new material.



Wear Resistant Cover Plate

A wear-resistant cover plate is installed at the end of the arm to minimize abrasion on the connector between the arm and the bucket. Vibration reduction of buckets enables more stable operation even in high-load work.

Hi-grade (High-pressure) Hoses

The HX Series uses high-pressure hoses with improved heat and pressure resistance, greatly increasing the durability of the equipment.



Cabin space for
drivers increased by

13%

(Compared to 9S Series)

310 mm
(9S Series)

340 mm
(HX Series)

*Photo may include optional equipment.



New Front Side Air-conditioning System

The ventilation is designed for both warm and cool air reaching to operators' faces. It could help operators create more neat and enjoyable atmosphere through indoor air circulation.

> SPECIFICATIONS

Improved Instrument Panel for Easier Monitoring

Many electronic functions are concentrated in the most convenient spot for operators to improve work efficiency. The highly-advanced infotainment system, a product of HCE's intensive information technology development, enables both productivity and comfort while working! The HX Series is designed with the operator in mind.



Intelligent and Wide Cluster

The 8-inch interactive touch screen display of the HX Series is 15% larger than that of the previous model. The centralized switches on the display allow the operator to check the temperature outside the cab.



New Air Conditioning System

Front side Air Vent holes make operators more convenient and fresh through direct air flow to driver's face, foot and body.



Front Side Air-Vent

New Audio System

The radio player with a USB-based MP3 player, an integrated Bluetooth hands-free feature, and a built-in microphone allow for phone calls while at work and in transit. The radio player is conveniently located on the right side of the operator to allow for improved access.



HI MATE REMOTE MANAGEMENT SYSTEM

Our Unique remote management system allows customer to access machine operating information & obtain service & maintenance alerts at the touch of a button.

INCREASED PRODUCTIVITY

HI MATE empowers you to enhance the efficiency of your operations. Make better decisions by comparing the machine's operating time with its travelling, idling & breaker use duration.

CONVENIENT & EASY MONITORING


Enjoy round the clock & on the move access to your machine's information through the website or the mobile app.



FLUID CONDITION



ENGINE OPERATION CHART



KEY ON-OFF TIME

First Key OFF	04-Jul-2018 01:43:29
Last Key OFF	04-Jul-2018 07:02:00

Daily machine usage record

OPERATING HISTORY



SECURITY & FLEET MONITORING

Protect your machines from theft or unauthorized use. HI MATE's GPS feature allows you to create a geo-fence & alerts you if the machine moves out of the defined boundary.

Maintenance Interval	ALL	Search	Maintenance Request	Notice	Setting	Replace
Engine Oil Filter	500	1	1,354	08-Jul-2018	319	
Fuel Filter Element	500	300	1,354	08-Jul-2018	379	
Fuel Pre Filter Element	500	3	1,354	08-Jul-2018	379	
Hydraulic Tank Air Breather Element	250	1	1,354	08-Jul-2018	129	
Air Cleaner Element	500	3	1,354	08-Jul-2018	379	
Radiator Cooler	2,000				525	
Spring Sealing Gear & Pinion Gear	1,000	1	1,354	08-Jul-2018	679	
Transmission Oil	1,000				475	
Transmission Oil Filter	1,000				475	

Create your own service schedule & reminder alerts

Date	Time	Hourmeter	Alarm Type	Alarm	Error Code (PDI#)	Description	Trouble Shooting
02-Jul-2018	20:51	831	W	100	100	[Warning] Battery Voltage low	
20-Jul-2018	05:31	797	W	706	706	[Warning] Battery Voltage low	
20-Jul-2018	00:48	758	W	100	100	[Warning] Battery Voltage low	
26-Jul-2018	07:32	746	W	113	113	[Warning] Engine Oil Pressure low	
17-Jul-2018	00:05	384	W	100	100	[Warning] Battery Voltage low	
13-Jul-2018	15:58	515	W	113	113	[Warning] Engine Oil Pressure low	
09-Jul-2018	03:31	441	W	100	100	[Warning] Battery Voltage low	
08-Jul-2018	22:48	438	W	706	706	[Warning] Battery Voltage low	
07-Jul-2018	16:48	417	W	113	113	[Warning] Engine Oil Pressure low	

Simplified troubleshooting, with automated alarm system


PROACTIVE MAINTAINANCE

Access your machine's service & maintenance history with the utmost convenience. Plan your service schedules intelligently with our regular reminders.

ALARMS

Get notified of system alarms & protect your machine from critical faults & experience repairs.

RECEIVE LIVE NOTIFICATION THROUGH SMS & HIMATE APPLICATION ALERTS



SPECIFICATIONS

ENGINE	
Maker / Model	HYUNDAI/HM8.3
Type	6 cylinder, water cooled, 4-cycle, turbocharged, charge air cooled, direct injection, mechanical controlled diesel engine.
Gross Power	194 kW (260 HP) at 2,200 rpm
Net Power	190 kW (255 HP) at 2,200 rpm
Max. Power	195 kW (261 hp) at 2,000 rpm
Peak Torque	1,150 Nm (848 lb.ft) at 1,300 rpm
Displacement	8.3 (506 cu in)

HYDRAULIC SYSTEM	
MAIN PUMP	
Type	Variable displacement tandem axis piston pumps
Max. flow	2×315 /lmin
Sub-pump for pilot circuit	Gear pump
Cross-sensing and fuel saving pump system.	

HYDRAULIC MOTORS	
Travel	Two speed axial pistons motor with brake valve and parking brake
Swing	Axial piston motor with automatic brake

RELIEF VALVE SETTING	
Implement circuits	350 kgf/cm ² (4,980 psi)
Travel	350 kgf/cm ² (4,980 psi)
Powerboost(boom,arm,bucket)	380 kgf/cm ² (5,400 psi)
Swing circuit	300 kgf/cm ² (4,270 psi)
Pilot circuit	40 kgf/cm ² (570 psi)
Service valve	Installed

HYDRAULIC CYLINDERS	
No. of cylinder bore X stroke	Boom: 2-Ø150×1,480 mm
	Arm: 1-Ø170×1,685 mm
	Bucket: 1-Ø140×1,285 mm

DRIVES & BRAKES	
Drive method	Fully hydrostatic type
Drive motor	Axial piston motor, in-shoe design
Reduction system	Planetary reduction gear
Max. drawbar pull	32,011 kgf (70,572.17 lbf)
Max. travel speed (high / low)	5km/hr (3.1mph)/3.1km/hr(1.92mph)
Gradeability	35° (70%)
Parking brake	Multi wet disc

CONTROL	
Pilot pressure operated joysticks and pedals with detachable lever provide almost effortless and fatigueless operation.	
Pilot control	Two joysticks with one safety lever (LH): Swing and arm, (RH): Boom and bucket (ISO)
Traveling and steering	Two levers with pedals
Engine throttle	Electric, dial type

SWING SYSTEM	
Swing motor	Fixed displacement axial piston motor
Swing reduction	Planetary gear reduction
Swing bearing lubrication	Grease-bathed
Swing brake	Multi wet disc
Swing speed	11.2 rpm

COOLANT & LUBRICANT CAPACITY	
	liter
Fuel tank	600
Engine coolant	25
Engine oil	26.5
Swing device	6.0
Final drive (each)	8.0 (7.8)
Hydraulic system (including tank)	414
Hydraulic tank	210

UNDERCARRIAGE	
The X-leg type center frame is integrally welded with reinforced box-section track frames. The undercarriage includes lubricated rollers, idlers, track adjusters with shock absorbing springs and sprockets, and a track chain with triple grouser shoes.	
Center frame	X - leg type
Track frame	Pentagonal box type
No. of shoes on each side	48 EA
No. of carrier roller on each side	2 EA
No. of track roller on each side	8 EA
No. of rail guard on each side	2 EA

OPERATING WEIGHT (APPROXIMATE)	
Operating weight, including 6,450 mm (21' 2") boom, 2,650 mm (8' 7") arm, SAE heaped 1.44 m ³ (1.88 yd ³) bucket, lubricant, coolant, full fuel tank, full hydraulic tank, and all standard equipments.	

OPERATING WEIGHT			
Shoes		Operating weight	Ground pressure
Type	Width mm	kg	kgf/cm ²
Triple grouser	600	35500 kg	0.68 kg/cm ² (9.69 psi)

AIR CONDITIONING SYSTEM	
The air condition system for the machine contains the fluorinated greenhouse gas with global warming potential of R134a. (Global warming potential : 1,430)	
The system hold 0.8 kg refrigerant consisting of a CO ₂ equivalent 1.14 kg metric tonne. For more information, please refer to the manual.	

BUCKET SELECTION GUIDE & DIGGING FORCE


BUCKETS

All buckets are welded with high-strength steel.

SAE heaped
m³ (yd³)



2.10



◆1.62 (HD)



◆1.86 (HD)

Capacity m ³ (yd ³)		Width mm (in)	Weight kg (lb)	Tooth	Recommendation mm (ft·in)	
SAE heaped	CECE heaped				6,450 (21' 2") Boom	2,650(8' 7") Arm
2.10 (2.75)	1.80 (2.35)	1,823	1,650(3,640)	5	■	
◆ 1.62(2.12)	1.40 (1.83)	1,540	1,570(3,460)	5	●	
◆ 1.86	1.6	1,556	1,722(3,796)	5	●	

◆ Heavy duty bucket

● : Applicable for materials with density of 2,100kgf/m³ (3,500lbf/yd³) or less

■ : Applicable for materials with density of 1,500kgf/m³ (2,500lbf/yd³) or less

ATTACHMENTS

Boom and arm are welded with a low-stress, full-box section design. 6.45m Boom and 2.65m Arm

DIGGING FORCE

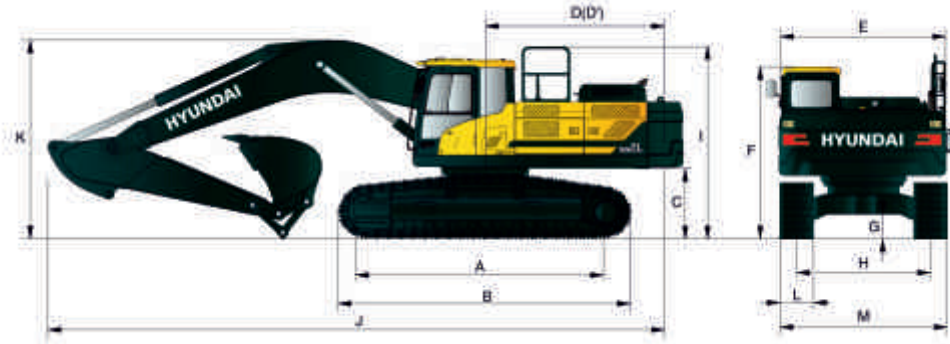
Boom	Length	mm (ft·in)	6,450 (21' 2")	Remark
	Weight	kg (lb)	3,030 (6,680)	
Arm	Length	mm (ft·in)	2,650 (8' 7")	[] : Power Boost
	Weight	kg (lb)	1,257.5 (2,771)	
Bucket digging force	SAE	kN	187.3 [204.4]	
		kgf	19,100 [20,840]	
		lbf	42,110 [45,940]	
	ISO	kN	215.7 [235.4]	
		kgf	21,600 [23,450]	
		lbf	48,500 [52,910]	
Arm crowd force	SAE	kN	175.5 [191.5]	
		kgf	17,900 [19,530]	
		lbf	39,460 [43,060]	
	ISO	kN	184.4 [201.1]	
		kgf	19,400 [21,100]	
		lbf	41,450 [45,220]	

Note : Boom weight includes arm cylinder, piping, and pin
Arm weight includes bucket cylinder, linkage, and pin

> DIMENSIONS & WORKING RANGE

HX360L DIMENSIONS

6.45 m (21' 2"), BOOM and 2.65 m (8' 7") ARM

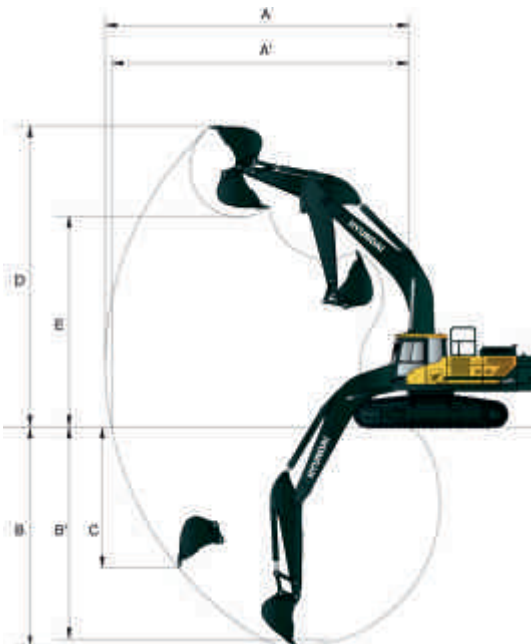


Unit : mm (ftin.)

A	Tumbler distance	4,030 (13' 3")
B	Overall length of crawler	4,940 (16' 2")
C	Ground clearance of counterweight	1,200 (3' 11")
D	Tail swing radius	3,570 (11' 9")
D'	Rear-end length	3,510 (11' 6")
E	Overall width of upperstructure	2,980 (9' 9")
F	Overall height of cab	3,160 (10' 4")

G	Min. ground clearance	500 (1' 8")
H	Track gauge	2,590 (8' 5")
J	Overall length	11,340 (37' 2")
K	Overall height of boom	3,760 (12' 3")
L	Track shoe width	600 (24")
M	Overall width HX360L	3,190 (10' 5")

HX360L WORKING RANGE



Unit : mm (ftin.)











A	Max. digging reach	10,710 (35' 1")
A'	Max. digging reach on ground	10,580 (34' 7")
B	Max. digging depth	6,820 (22' 4")
B'	Max. digging depth (8' level)	6,650 (21' 8")
C	Max. vertical wall digging depth	6,320 (20' 7")
D	Max. digging height	10,190 (33' 4")
E	Max. dumping height	7,120 (23' 4")
F	Min. swing radius	4,620 (15' 2")

LIFTING CAPACITIES

 Rating over-front
  Rating over-side or 360 degree

HX360L

6.45 m (21' 2") boom, 2.65 m (8' 7") arm equipped with 600 mm (24") triple grouser shoe and 6,000kg (13230 lb) counterweight

Load point height m (ft)		Load radius								At max. reach		
		3.0 m (9.8 ft)		4.5 m (14.8 ft)		6.0 m (19.7 ft)		7.5 m (24.6 ft)		Capacity		Reach m (ft)
												
7.5 m (24.6ft)	kg lb									*8,500 *18,740	7,230 15,940	7.09 (23.3)
6.0 m (19.7ft)	kg lb					*9,000 *19,840	*9,000 *19,840	*8,450 *18,630	6,530 14,400	*8,450 *18,630	5,780 12,740	8.04 (26.4)
4.5 m (14.8ft)	kg lb			*13,280 *29,280	*13,280 *29,280	*10,340 *22,800	8,980 19,800	*8,990 *19,820	6,350 14,000	7,600 16,760	5,050 11,130	8.62 (28.3)
3.0 m (9.8 ft)	kg lb					*11,960 *26,370	8,490 18,720	9,300 20,500	6,110 13,470	7,090 15,630	4,680 10,320	8.92 (29.3)
1.5 m (4.9 ft)	kg lb					12,770 28,150	8,090 17,840	9,060 19,970	5,900 13,010	6,950 15,320	4,560 10,050	8.95 (29.3)
(0.0m) (0.0ft)	kg lb			*18,020 *39,730	12,020 26,500	12,520 27,600	7,870 17,350	8,910 19,640	5,760 12,700	7,160 15,790	4,670 10,300	8.71 (28.6)
-1.5 m (-4.9ft)	kg lb	*12,410 *27,360	*12,410 *27,360	*18,510 *40,810	12,060 26,590	12,460 27,470	7,820 17,240	8,880 19,580	5,730 12,630	7,820 17,240	5,090 11,220	8.20 (26.9)
-3.0 m (-9.8ft)	kg lb	*22,440 *49,470	*22,440 *49,470	*16,900 *37,260	12,240 26,980	12,570 27,710	7,920 17,460			9,290 20,480	6,020 13,270	7.34 (24.1)
-4.5m (-14.8ft)	kg lb			*13,740 *30,290	12,630 27,840					*9,970 *21,980	8,280 18,250	5.99 (19.7)

- Lifting capacity are based on ISO 10567.
- Lifting capacity of the HX Series does not exceed 75% of tipping load with the machine on firm, level ground or 87% of full hydraulic capacity.
- The Lift-point is bucket pivot mounting pin on the arm (without bucket mass).
- (*) indicates load limited by hydraulic capacity.



STANDARD/OPTIONS LIST

ENGINE	STD	OTP
Hyundai HM8.3 Engine	●	
HYDRAULIC SYSTEM		
Intelligent Power Control (IPC)		
3–power mode, 2–work mode, user mode	●	
Variable power control	●	
Pump flow control	●	
Engine auto idle	●	
CAB & INTERIOR		
ISO Standard Cabin		
Rise-up type windshield wiper	●	
Radio / USB player	●	
Handsfree mobile phone system with USB	●	
12 V power outlet (24 V DC to 12 V DC converter)	●	
Electric horn	●	
All-weather steel cab with 360° visibility	●	
Safety glass windows	●	
Sliding fold-in front window	●	
Sliding side window (LH)	●	
Lockable door	●	
Hot & Cool box	●	
Storage compartment & Ashtray	●	
Sun visor	●	
Door and cab locks, one key	●	
Pilot-operated slidable joystick	●	
Cabin lights	●	
Automatic Climate Control		
Air conditioner & Heater	●	
Defroster	●	
Starting aid (air grid heater) for cold weather	●	
Centralized Monitoring		
8" LCD display – Normal type	●	
Engine speed or trip meter / Accel	●	
Engine coolant temperature gauge	●	
Max power	●	
Low speed / High speed	●	
Auto idle	●	
Overload	●	
Check engine	●	
Air cleaner clogging	●	
Indicators	●	
ECO gauges	●	
Fuel level gauge	●	
Hyd. oil temperature gauge	●	
Warnings	●	
Communication error	●	
Low battery	●	
Clock	●	
Seat		
Mechanical suspension without heater	●	

SAFETY	STD	OTP
Battery master switch	●	
Rearview camera		●
Six front working lights (4 boom mounted, 2 front frame mounted)	●	
Travel alarm		●
Rear work lamp	●	
Automatic swing brake	●	
Boom holding system	●	
Arm holding system	●	
Two outside rearview mirror	●	

OTHER	STD	OTP
Booms		
6.45 m, 21' 2" Mono	●	
Arms		
2.65 m, 8' 7"	●	
Removable clean-out dust net for cooler	●	
Removable washer tank	●	
Fuel pre-filter	●	
Self-diagnostics system	●	
Hi-mate (Remote management system)	●	
Batteries (2 × 12 V × 160 AH)	●	
Fuel filler pump (50 ℓ/min)		●
Single-acting piping kit (Breaker, etc.)		●
Accumulator for lowering work equipment	●	
Tool kit	●	

UNDERCARRIAGE	STD	OTP
Lower frame under cover (Normal)	●	
Track Shoes		
Triple grousers shoes (600 mm, 24")	●	

* Standard and optional equipment may vary. Contact your hyundai dealer for more information.
 * The machine may vary according to international standards.
 * The photos may include attachments and optional equipment that are not available in your area.
 * Materials and specifications are subject to change without advance notice.
 * All imperial measurements rounded off to the nearest pound or inch.

HD Hyundai Construction Equipment India Pvt. Ltd.

Factory Location

Plot No. A-2, M.I.D.C. Chakan, Phase II,
 Village: Khalumbre, Taluka: Khed, Dist: Pune-410501
 E mail: hyundai.care@theconnectionsindia.com
 Toll Free No.: 1800 209 8600

Please Contact

Scan the QR code
 with your phone
 camera & visit
 our website



Oct 2023